



# MAKING RESERVATIONS WITH THE MINDBODY APP



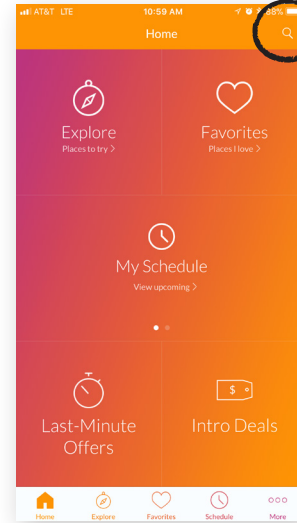
## Step 1

Get the MINDBODY app.



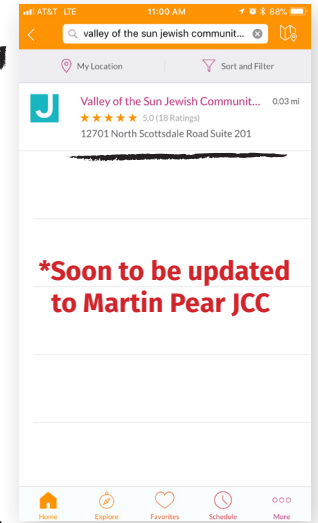
## Step 2

Launch the app and log in. If you haven't logged into MINDBODY before, create an account now.



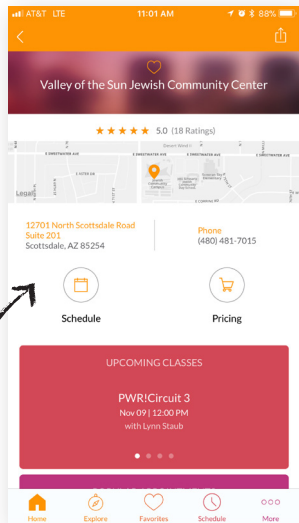
## Step 3

Select the search icon (magnifying glass) at the top of the screen.



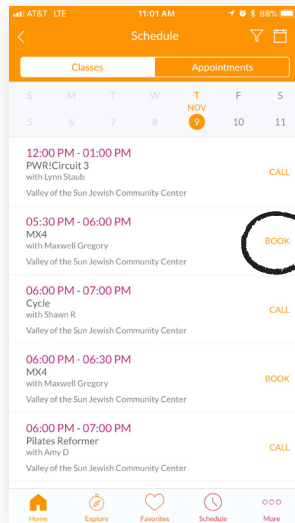
## Step 4

Enter **Valley of the Sun JCC** in the search field, then select us.



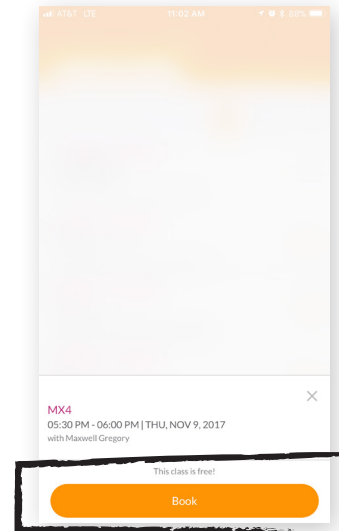
## Step 5

Select **Schedule**. Tap the heart next to our name to add The J to favorites.



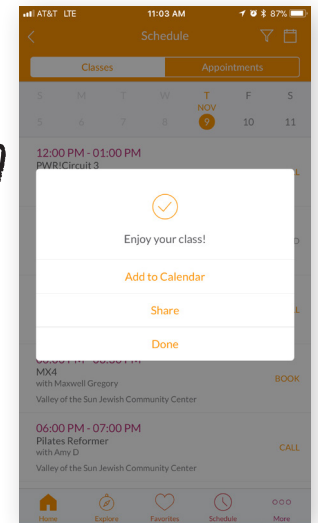
## Step 6

Scroll through the schedule, find the class you would like to attend and select **BOOK**.



## Step 7

Confirm your class selection by selecting **Book** again.



## Step 8

That's it! Enjoy your class at The J.